



VP7315/64DP

VP7315/64DPDA (Optional DrivePack Digital Audio Input Module)

Powered 15"
3-Way Integrated
Loudspeaker System

Key Features:

- ▶ Powered bi-amplified full-range loudspeaker with JBL DrivePack® technology for portable or installed use
- ▶ 2200 watts peak output power, 1100 watts continuous
- ▶ 15-inch Differential Drive® low-frequency driver for extended low-frequency output
- ▶ 60° x 40° coverage
- ▶ Stylized and ergonomically designed powder-coated die cast aluminum handles
- ▶ Six 3-inch fly track suspension points and twelve M10 fittings (optional detachable flying fittings and forged eye bolt kits available)
- ▶ Optional DPDA digital audio input modules available



Applications:

- ▶ High-impact audio/visual presentations
- ▶ Theatrical sound design
- ▶ Houses of Worship
- ▶ Sound reinforcement rental companies
- ▶ Live performance venues
- ▶ Performing arts centers
- ▶ Corporate learning centers
- ▶ Themed entertainment venues

The VP7315/64DP is a powered 15" 3-way integrated loudspeaker system featuring 2200 watts of peak output power, 1100 watts continuous, and onboard digital signal processing. Designed in cooperation with Crown International, the JBL DrivePack® DP-2 features leading-edge technology such as patented high efficiency Class-I power amplifier technology. Network control and monitoring is optionally available via *System Architect* software.

VP7315/64DP transducers are JBL's 2265G 15" diameter Differential Drive® woofer, CMCD-82 mid-range driver and the JBL 2452H-SL large format 1.5" exit compression driver. The mid-frequency and high frequency drivers are coupled to a JBL PT-K64-MHF Progressive Transition (PT) Waveguide for excellent 60° x 40° pattern control, smooth frequency response, and low distortion. Easily rotated for horizontal or vertical system orientation.

Specifications:

Frequency Response (+/-3 dB):	43 Hz - 18 kHz
Frequency Range (-10 dB):	34 Hz - 20 kHz
Coverage Pattern:	60° x 40° rotatable waveguide
Directivity Factor (Q):	15.85
Directivity Index (DI):	12 dB
Maximum Peak Output ¹ :	138 dB SPL 1m
Transducer Section:	
Low Frequency Section:	JBL 2265G, 381 mm (15 in) dia., 76 mm (3 in) Dual Coil neodymium Differential Drive®, Direct Cooled
Bandpass Nominal Impedance:	4 ohms
Mid/High Frequency Section:	
Mid Frequency:	JBL CMCD-82H, 200 mm (8 in) Dual Coil Differential Drive® transducer
High Frequency:	JBL2452H-SL, 100mm (4 in) titanium damped diaphragm, 1.5 in. exit.
Waveguide:	JBL PT-K64-MHF
Bandpass Nominal Impedance:	8 ohms
System:	
DP2 Internal Amplification Output (at nominal load):	2200 Watts Peak, 1100 Watts Continuous
DP2 Output (Continuous IEC shaped pink noise into rated load impedance):	750LF/350HF Watts
DP2 Output Section:	2-Channel, Class I
Audio Input connector:	XLR with loop-through
Network control connector:	Ethernet, RJ45 (DPDA options)
Signal Processing:	DSP based, resident in Input Module. See page 2 For input module specifications.
System Management:	DSP based limiters for mechanical and thermal protection
AC Power Operating Range:	Auto Select 90-132VAC/216-264VAC, 50/60 Hz
AC Line Voltage:	50/60 Hz, Auto-Detect; 120V/240V (-15%, +10%)
AC Input Connector:	Neutrik PowerCon
AC Loop-thru:	Neutrik PowerCon
AC Current Requirement:	6A per system at 120V, 3A per system at 240V
Enclosure:	
Box Construction:	5/8 in. multi-ply exterior grade Baltic birch. Internally braced. Black DuraFlex™ finish.
Suspension System:	6 standard air-cargo 3 in. track and 12 M10 fittings.
Grille:	14 Gauge Black powder-coated perforated steel with foam backing.
Dimensions (H x W x D):	914.4 x 528.3 x 624.8 mm 36 x 20.8 x 24.6 in.
Net Weight:	44 kg (97 lbs.)

¹Measured with IEC shaped noise in free field conditions.

► VP7315/64DP Powered 15" 3-Way Integrated Loudspeaker System

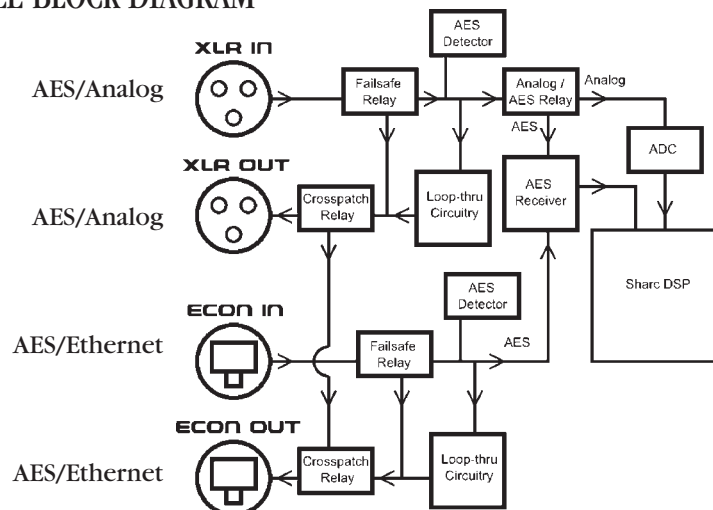
JBL DrivePack® enclosures are equipped with a modular input bay that accepts either DPDA or DPIP input modules. Speaker-dependent processing such as crossover filtering and component equalization, time alignment and protection are not user-configurable. Options are available for connectivity, audio signal path and control functionality.

DPIP (Non-networked dbx Input Module with basic functionality)

The standard DPIP input module features analog audio inputs and sophisticated onboard digital signal processing technology. Precision bandpass filtering, limiting, time alignment, component equalization and automatic self-test functions ensure optimized performance. Rear panel controls include a 32-position detented rotary attenuator calibrated in 0.5 dB steps, providing a 16 dB range of control. The “Enable Subwoofer Filter” button is a momentary-contact switch that enables or disables an 80 Hz filter. For subwoofer systems, the low-pass frequency is set to 80 Hz when selected or 100 Hz when deselected. For full-range systems, the high-pass frequency is raised to 80 Hz when the “Enable Subwoofer Filter” button is selected.




DPDA INPUT MODULE BLOCK DIAGRAM



DPDA (Optional HiQnet Network Input Module with AES Digital Audio)

The DPDA module adds AES/EBU digital audio input capability with analog audio back-up, BSS Omnidrive HD digital signal processing and LevelMax multi-stage limiting. Its 100 Mb Ethernet networking (with daisy-chain capability), allows for Remote Control and Monitoring via HiQnet System Architect™ software. A rotary mechanical encoder allows for array identification and box positioning.

Available monitoring functions include: audio input type, AES lock, input signal level, clip and gain reduction; ready / temp status; individual channel load status, signal level, clip and gain reduction; event logging and user alert messaging. Available remote control functions include: input type (analog or AES), input connector (XLR or Ethercon), input level, input polarity and mute; input compressor attack/release, ratio and makeup gain; individual channel gain and mute. Twenty, type-selectable input filters (10 System and 10 Guest filters) are available for system equalization along with user-adjustable input delay of up to 2 seconds and sub filter access (user-adjustable low pass filter for subwoofer systems; high pass filter for full-range systems). Signal generator functions (sine wave, swept tone, pink or white noise) are available to facilitate system testing and up to fifty presets can be stored internally. In addition, Master Control Panels and Master Monitor Panels allow for convenient grouping of control and monitoring functions for multiple DPDA equipped DrivePack enclosures, providing a powerful control/monitoring interface for large format line array or subwoofer systems. See JBL DPDA specification sheet for more information on DPDA input modules.



► VP7315/64DP Powered 15" 3-Way Integrated Loudspeaker System

INPUT MODULE CHARACTERISTICS AND OPTIONS

Features

Description	DPDA
	(DrivePack Digital Audio)
HiQNet Compliant	Yes
Network Communication	100MB Ethernet
Internal Switch	Embedded 2 port switch
Network Connections	Ethercon/RJ-45, CAT5/6
Supported Audio format	AES3 Digital, Analog balanced
Level Controls	Network Controllable
Remote Load Monitoring	Yes
User Accessible Delays	Yes
Noise Generator	Pink, White, Sine
Sine Wave Generator	Continuous, Burst
Error Reporting	Yes, via software
Digital Speaker Setting Presets	50, user assignable
Polarity Reverse	Yes, via software
Firmware upgrades via network	Yes
Mute	Remote via Network

Specifications

Analog Audio Input Connectors	XLR, Female
Input Type	Electronically Balanced, RF Filtered
Signal Loop-through	XLR, male, passive pass-through
Input Impedance	20k Ohms Balanced
AES/EBU Audio Input Connectors	XLR, female & Ethercon/RJ45 for CAT5 UTP Structured Wiring
Input Type	Digitally Balanced
Signal Loop-through	XLR, Male, 110 ohm, buffered Ethercon/RJ45 (labeled as output)
Input Impedance	110 ohms, balanced
Sampling Frequency	Auto sensing, 48 KHz, 96 KHz.
Polarity	(+) voltage on XLR pin 2 yields (+) LF pressure
Max Analog Input Level	+26 dBu RMS / +29 dBu Peak
Max AES/EBU digital Input Level	10 V pk-pk
Frequency Response	20 Hz – 20k Hz \pm 0.5 dB
DSP Processing	24 Bit conversion, 32 bit FPP BSS Omnidrive HD with FIR filters, LevelMax Limiting
Latency	Analog 675us AES 48kHz 1.92ms AES 96kHz 1.75ms
Dynamic Range (20-20 KHz)	> 103 dB (A Weighted)
THD+N (20-20 KHz), rated power	< 0.05%
User Programmable Signal Delay	> 2 seconds
Input Module Controls	Enable ALT Preset – Mechanical Encoder for array ID and box position
Rear Panel Indicators	Cross-patch, AES Lock, Fault, Clip, Signal, Thermal, Ready, Data, Alt Preset Select, Network link: In/Out

JBL DrivePack® Software Device Panel

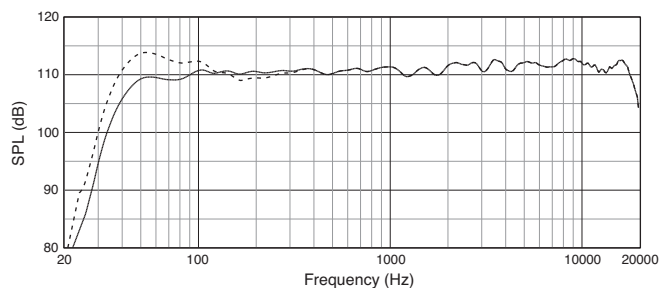
With HiQNet-compatible input modules installed, JBL DrivePack systems can be remotely controlled and monitored using HiQNet System Architect™ software. A Windows-based application, it provides an intuitive, unified platform for system configuration and operation of JBL DrivePack-equipped systems, and other HiQNet compliant audio devices in the signal chain.

HiQNet System Architect enables the unified layout of on-screen product control surfaces, and simple preset configuration of an entire system made up of HiQNet-compliant products across multiple brands and product classes. Advanced remote control and diagnostic capabilities, custom control panel creation, unified event logging and error reporting for the entire system, and the recall of presets on all connected HiQNet devices are included. In addition, the application enables a user to copy / paste like parameter values from, and to, multiple products across the HiQNet network. Use with current version of HiQNet System Architect network configuration and control software, available for download at www.harmanpro.com.

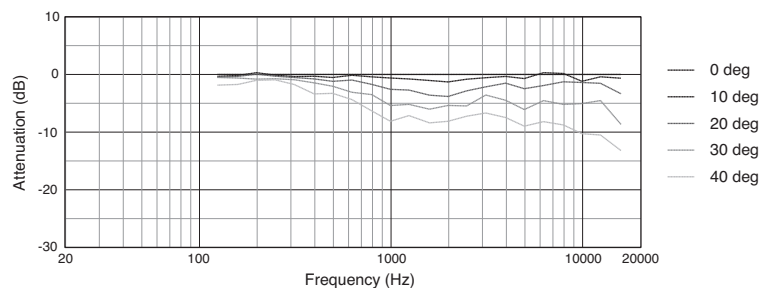


▶ VP7315/64DP Powered 15" 3-Way Integrated Loudspeaker System

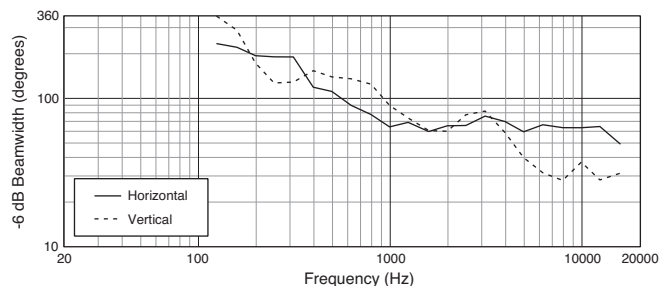
Frequency Response



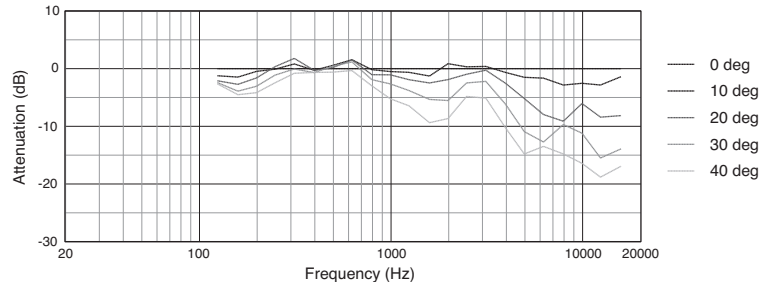
Horizontal Off-Axis Frequency Response



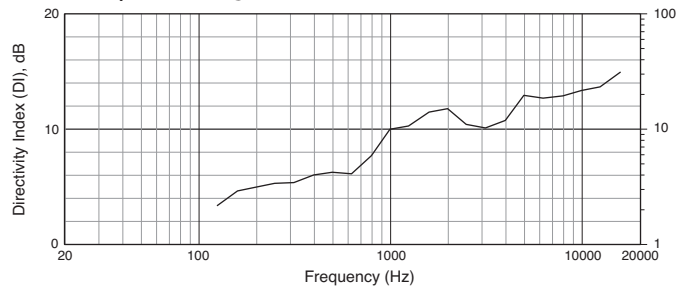
Beamwidth



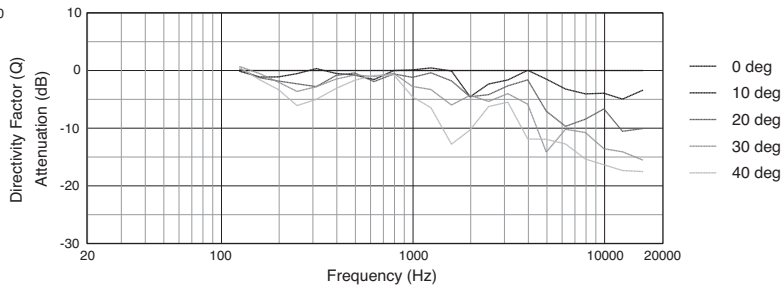
Vertical Off-Axis Frequency Response



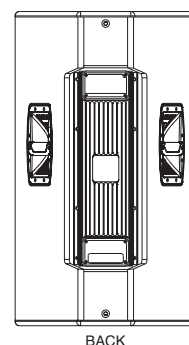
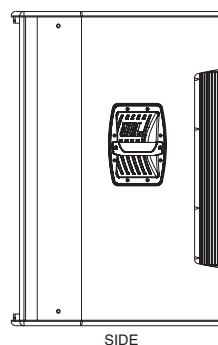
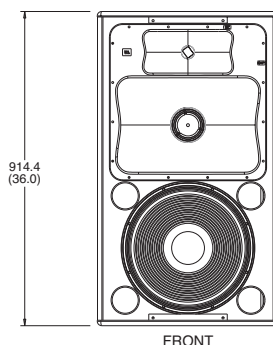
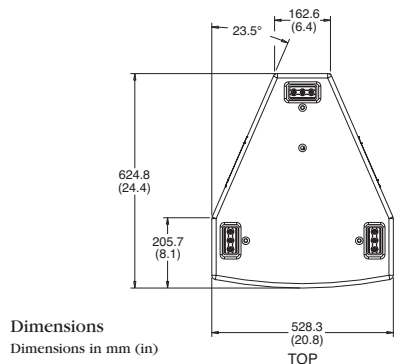
Directivity Index, Q



Vertical Down Off-Axis Frequency Response



For a complete set of polar plots, EASE Acoustical Modeling Files, and DXF Format Drawing Files please visit: www.jblpro.com/pages/software_downloads.htm



Accessories:

JBL offers a wide variety of accessories including rigging accessories and transport covers. Please visit www.jblpro.com for a complete list of VP Series accessories.



VP SERIES
venue performance



JBL Professional
8500 Balboa Boulevard, P.O. Box 2200
Northridge, California 91329 U.S.A.
© Copyright 2010 JBL Professional
www.jblpro.com

SS VP7315/64DP
CRP
08/10